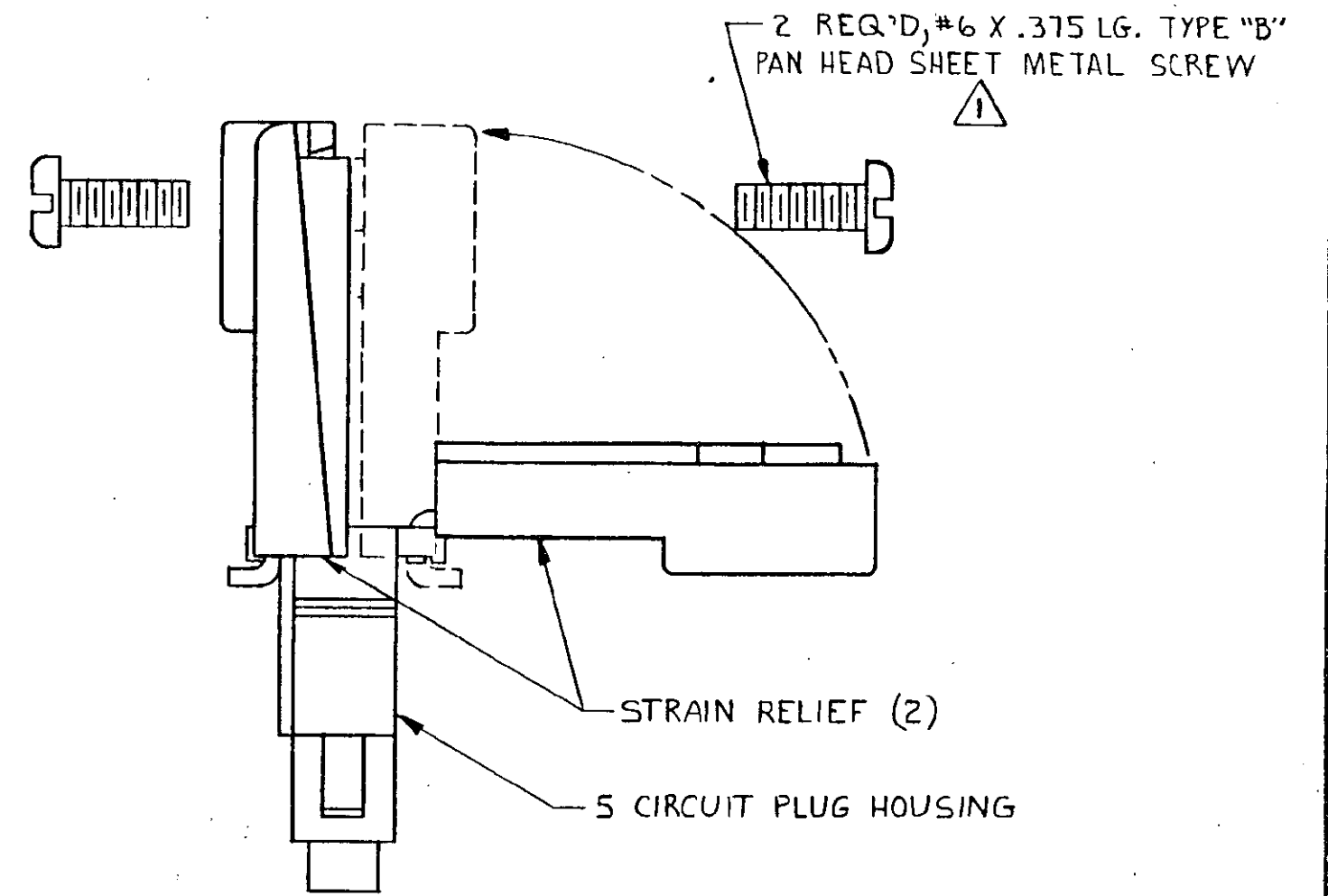
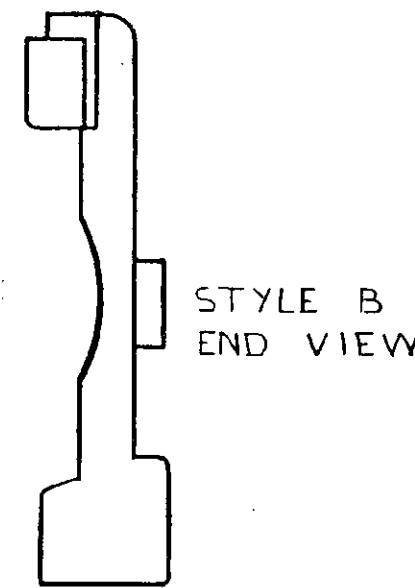
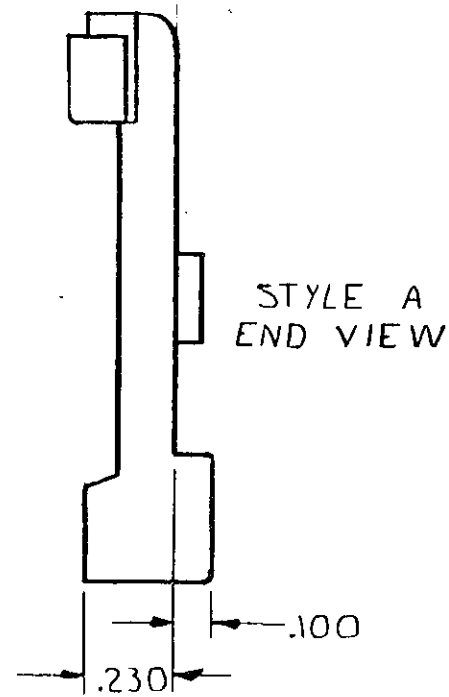
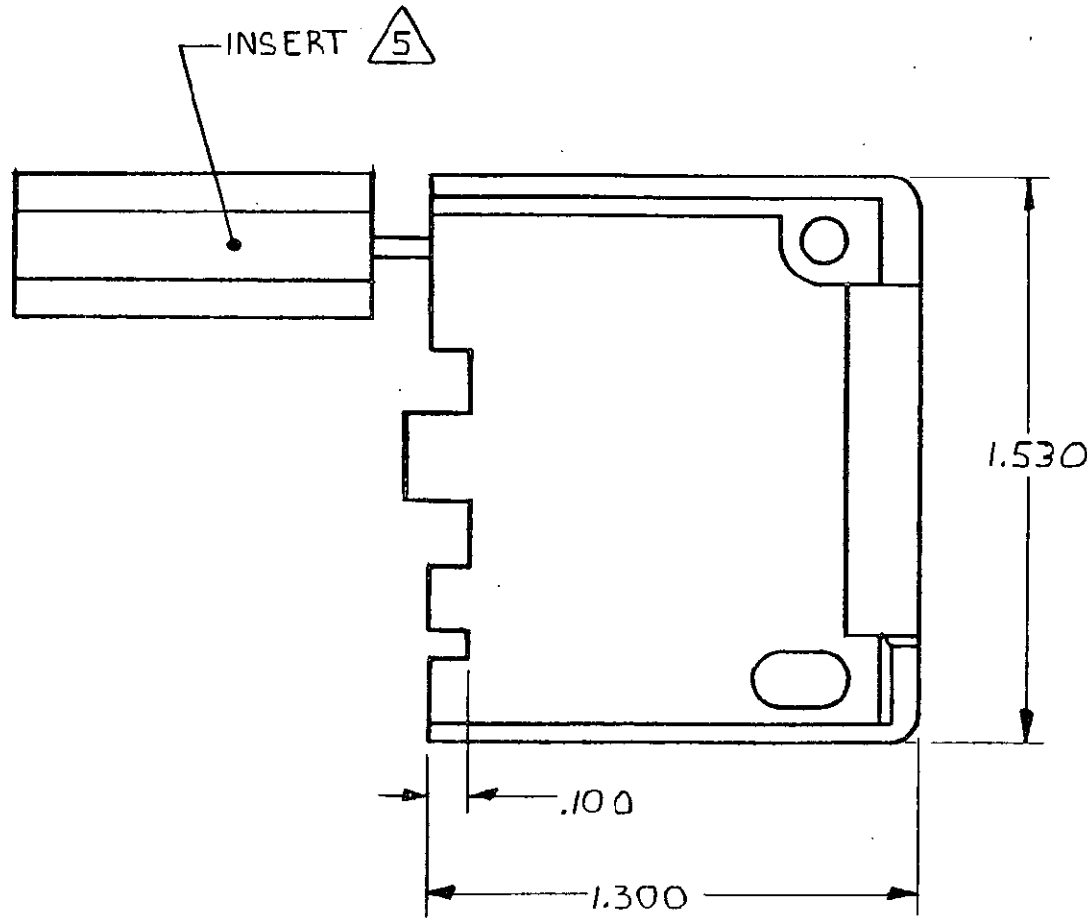
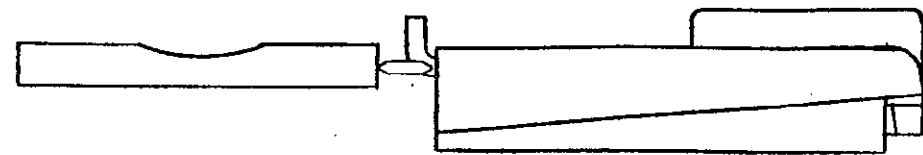


THIS DRAWING IS UNPUBLISHED. RELEASED FOR PUBLICATION, 19
© COPYRIGHT 19 BY AMP INCORPORATED, HARRISBURG, PA. ALL INTERNATIONAL RIGHTS RESERVED. AMP PRODUCTS MAY BE COVERED BY U.S. AND FOREIGN PATENTS AND/OR PATENTS PENDING.

REVISIONS					
P	F	ZONE	LTR	DESCRIPTION	DATE APPROVED
✓			0	RELEASE DRAWING PER M-6939	5-11-82 MSF/DH
✓			A	Added 643030-4, TTI B2-164	1/22/83 WIV/DH
✓			A ₁	RESTORED	7/11/85 BD RS
✓			B	REV PER ECN CM 705	12/1/86 TB/RS
✓			C	REV PER EC 0730-0201-94	4-26-85 JM RS



ASSEMBLY DETAILS

1 SHEET METALS SCREWS NOT SUPPLIED.
2 TWO REQUIRED PER CONNECTOR.

- 3. STYLE A; MAX WIRE BUNDLE WITHOUT INSERT IS 5 AT .190 DIA, AND MIN WIRE BUNDLE WITH INSERT IS 5 AT .040 DIA.
- 4. STYLE B; DESIGNED TO ACCEPT CABLE WITH .200-.350 OUTSIDE DIAMETER.
- 6. DETACHABLE INSERT MAY SEPARATE FROM STRAIN RELIEF BODY DURING SHIPPING.

	COLOR	MATERIAL	TYPE	PART NO
NO INSERT	BRICK RED OR WHITE	NYLON 94V-0	STYLE B	643030-4/2
WITH INSERT			STYLE A	643030-3/2
NO INSERT	NATURAL	NYLON 94V-2	STYLE B	643030-2/2
WITH INSERT	BRICK RED OR WHITE	NYLON 94V-0	STYLE A	643030-1/2

UNLESS OTHERWISE SPECIFIED DIMENSIONS ARE IN INCHES. TOLERANCES ON: DECIMALS ±.015 ANGLES ±	CONTRACT NO		AMP AMP INCORPORATED Harrisburg, Pa. 17105	
	DR	<i>m. Feker 5-11-82</i>		
MATERIAL SEE TABLE	CHK	<i>D.S. Heide 6/1/82</i>	NAME STRAIN RELIEF AND INSERT, UNIVERSAL MATE-N-LOK™, 5 CIRCUIT	
	APPD	<i>G.E. Acella 6/1/82</i>	SIZE	C
	DSGN APPD		FSCM NO	00779
	OTHER APPD		DRAWING NO	643030
			SCALE	2-1
			SHEET 1 OF 1	